

SPECIFICATION FOR SLIPMATE SIGN SUPPORT SYSTEM

December 13, 2006

1. DESCRIPTION

This specification covers the requirements for furnishing the Slipmate breakaway sign support system.

2. GENERAL REQUIREMENTS

All items shall conform to the required shape, dimensions, and gauge as indicated on the attached drawings.

3. MATERIAL REQUIREMENTS

3.1 Sign Posts. All units shall be roll-formed conforming to ASTM A 570 or A 653, Grade 50, hot rolled carbon sheet steel, and conform with the Department's current Specification for Breakaway Steel Square Posts.

3.2 Slipmate Assembly. The top and bottom steel tubing components shall conform to ASTM A 500 Grade B. The triangular steel plates shall conform to ASTM A 572 Grade 50 with a minimum yield of 50,000 psi. The ball bearing retainer shall be fabricated from polypropylene with AISI grade 316 stainless steel ball bearings.

3.2 Bolts, Nuts and Hardware. Materials for the Slipmate breakaway assembly shall be manufactured from stainless steel, AISI grade 316; nuts shall be self-locking. All other nuts, bolts and hardware shall conform to ASTM-307.

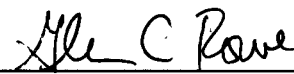
4. COATING REQUIREMENTS

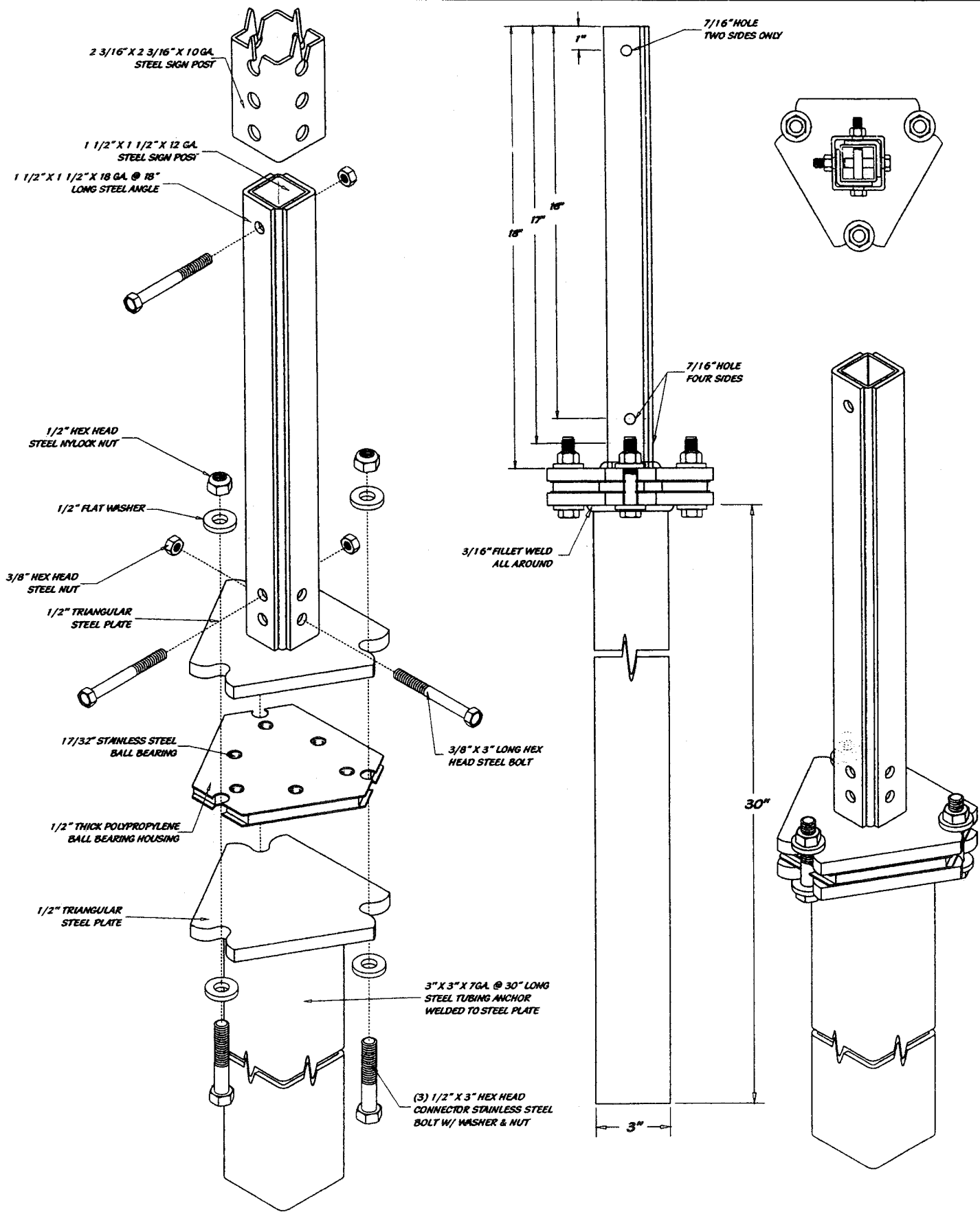
Galvanize Slipmate Assembly and associated components after fabrication in accordance with ASTM A 123. Sign posts and anchors shall be galvanized in accordance with ASTM A 653 designation G140.

5. PACKAGING

5.1 Bundling Post shall be bundled with like items together; 25/bundle. Slipmate breakaway assemblies shall be palletized with a maximum of 90/bundle.

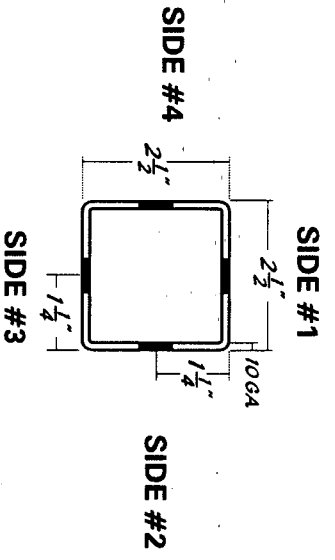
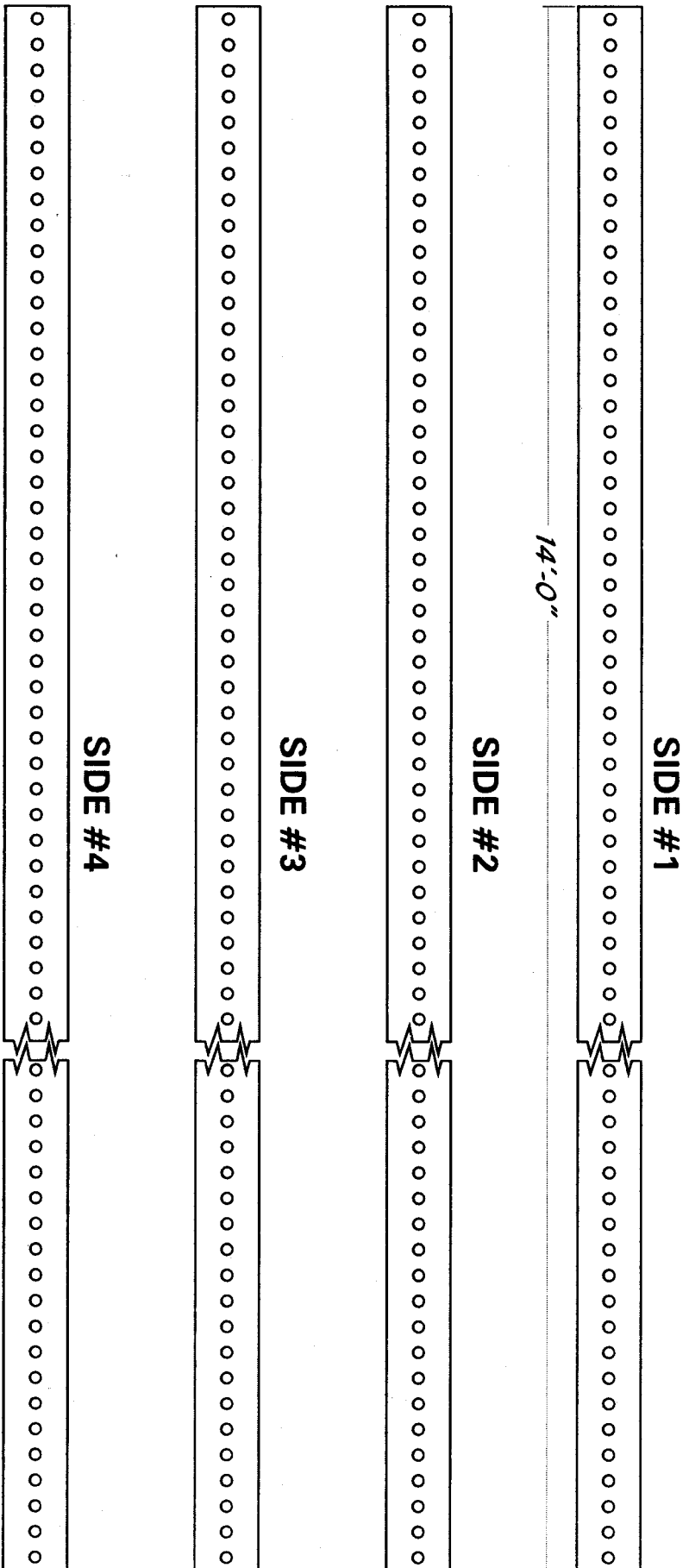
5.2 Boxed Small parts shall be packed in boxes for shipping and clearly marked.


Glenn C. Rowe, P.E., P.T.O.E., Chief
Traffic Engineering and
Operations Division



SLIPMATE ASSEMBLY

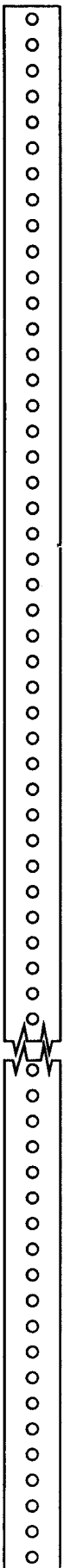
ATTACHMENT 1



Attachment 2

2-1/2" - Perforated Steel Post - 14' - 10 ga (0.1382")

SIDE #1

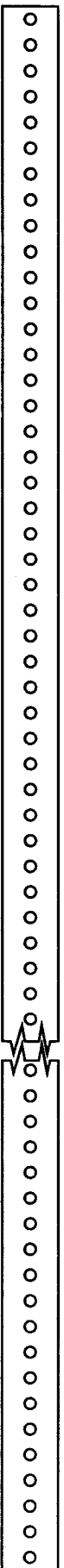


7'-0"

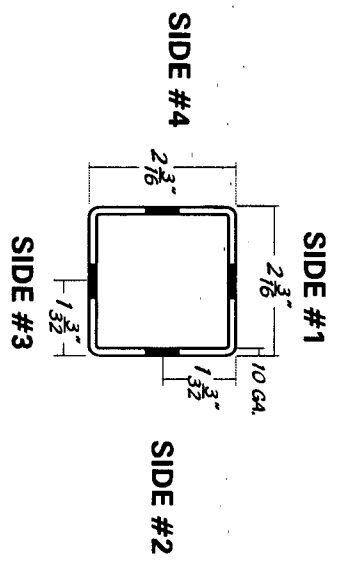
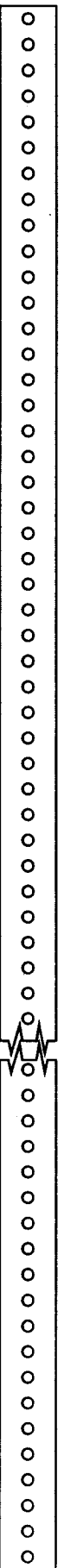
SIDE #2



SIDE #3



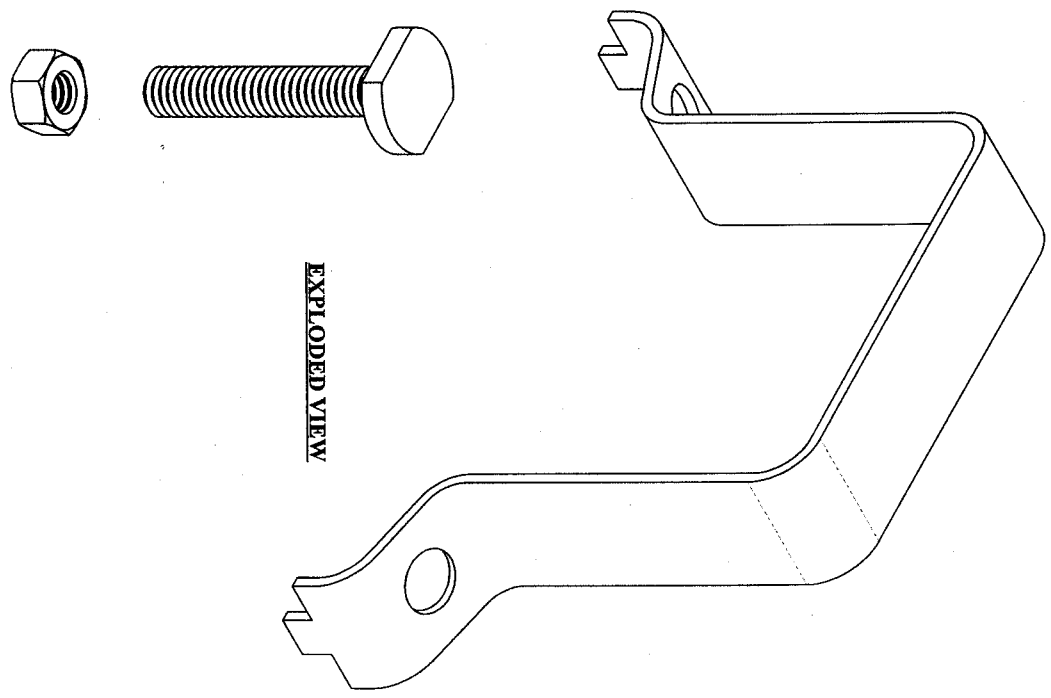
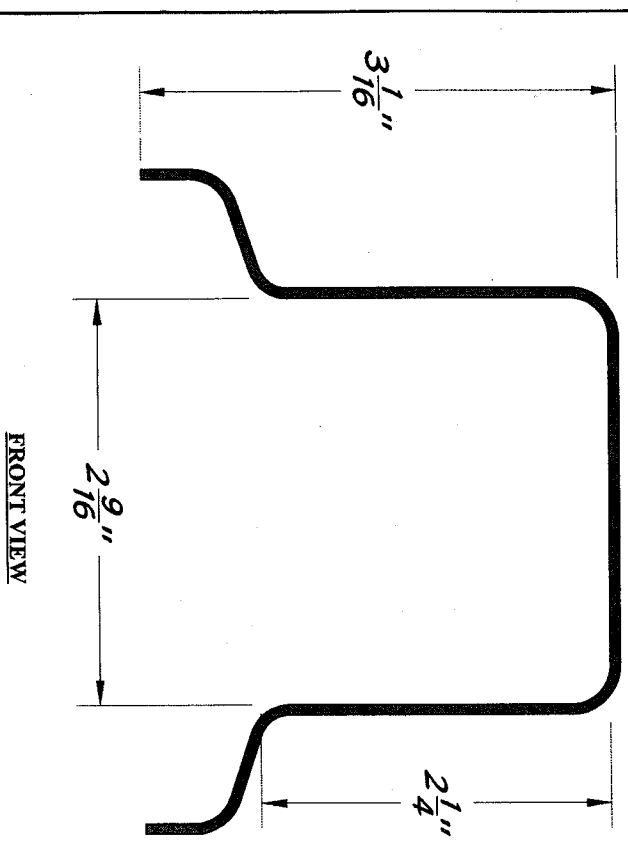
SIDE #4



Attachment 3

2-3/16" - Perforated Steel Post - 7' - 10 ga (0.1382")

ID #	DESCRIPTION	QTY. PER	QTY. TOTAL
1	2-1/2" SIGN BRACKET CLAMP	1	
2	1/4"-20 X 1-1/2" FLAT HEAD STEEL BOLT	2	
3	1/4"-20 HEX STEEL NUT	2	



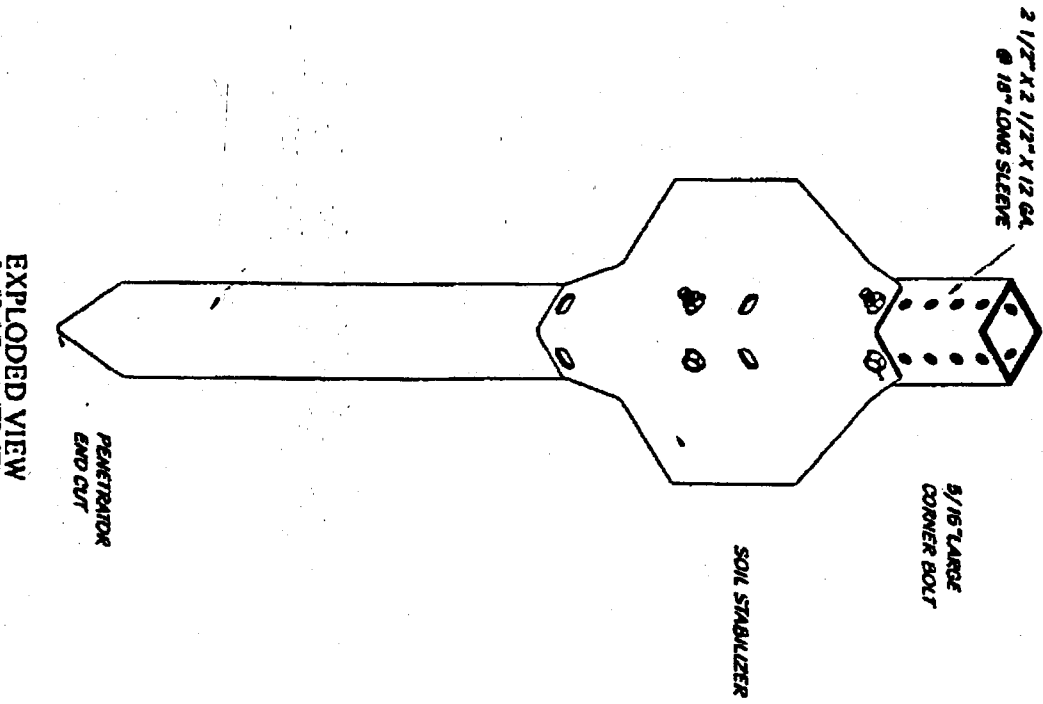
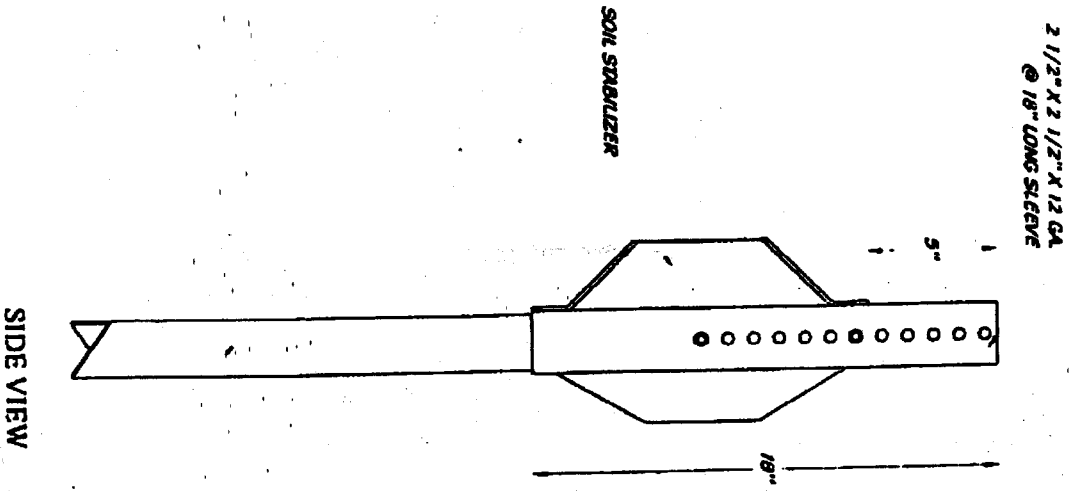
2-1/2" Sign Bracket Clamp

Attachment 4

Anchor-mate Soil Stabilizer

Item Description

- 2-1/2" x 2-1/2" Square Post @ 18' Long
- 2-1/4" x 2-1/4" Square Post @ 30' Long
- 10 gage soil stabilizer
- 5/16" x 18 large corner bolt



Attachment 5